



FEBRUARY- LET'S CELEBRATE SCOUTING

OPENINGS

Have prepared music playing- "America The Beautiful or "This Is My Country." Have the American flag displayed, with lights shining on it. NOTE: You may want to put a fan behind the flag or at the base to create a breeze, if desired. You need a leader and 4 boys to help with this ceremony.

Props: 4 quart-size fruit jars. The underside of the fruit jar lid should have 5 drops of cake coloring placed on the lid and dried onto the lid ahead of time. The four lids need to be marked on the top with either a B-C-Y or R. Fruit jars should be filled 1/3 full of water.

Cub 1 Holds up a quart fruit jar 1/3 full of water. The water will be clear.

CM: "The main color of our Cub Scouts is blue." The first boy shakes the bottle and the water changes to blue as the dried coloring and water mix. Blue represents the color of our sky, clean and pure as does the blue in our flag which stands for justice and pure virtues."

Cub 2 Holds up his jar. The boy shakes the jar. THE WATER WILL BE CLEAR

CM: "The water in the jar is still clear and clean and pure. The white in our flag's stars and stripes also stand for purity and our dreams for a better tomorrow in both thought and deed's a rule of conduct we all should heed. A reminder that all of our lives need to stay clean and pure.

Cub 3 Holds up his jar. Shakes it and the water turns a yellow-gold.

CM: "Yellow or gold is the other main color of our Cub Scout colors. Yellow or gold represents the sunshine and happiness of our lives. Health and happiness in a land of abundance and prosperity."

Cub 4 Hold up his jar and shakes it. The water turns red.

CM: "The color in this jar represents the red stripes of our flag. It reminds us that many people with courage and bravery have given their lives and their blood to protect this land and our freedom."

CM: "Let's now pour the clear water into the gold water. We still have the sunshine of life and happiness. Let's now pour the blue into the gold water. We now have the magic of green. Our country is a country of beautiful green valleys and mountains, a true land of freedom. Blue and gold have blended together to show we can work together for a better world. Now as we pour the red into the green, the jar turns black. So it is with our lives. If we live good lives that bring us happiness, the sunshine will always be there.

The black illustrates that when we do things that are not right, our lives are filled with sadness or unhappiness because of our wrong doings. "Join with us in our Pledge of Allegiance to our Flag."

CLOSING

CM: "This has been a great blue and gold banquet. We have united together to be better Cub Scouts, Webelos Scouts, Tiger Cubs, Leaders, parents, and citizens. That is the purpose of Cub Scouting. To do your best."

This ceremony can be used as an opening or a closing. Have cut outs of a sad and happy boy. Read the story and show cut outs as needed in the story.

THROUGH A BOY'S EYES

I'd like to be a Cub Scout
His eyes were deepest blue
I'd like to learn, and play, and build,
Like Jim and Freddy down the way.

I know how to use a hammer.
I can drive a nail if I try.
I'm eight years old, I'm big and strong,
And I hardly ever cry."

I gave him the application
And parent participation sheet.
His eyes were filled with sunshine
As he left on dancing feet.

Next day, my friend was back again,
A dejected little lad,
" I guess I'll skip the Cub Scouts."
His eyes were dark and sad.

February- Let's Celebrate Scouting

"My mom is awful busy.
She has lots of friends you see,
She'd never have time for a den
She hardly has time for me.

And dad is always working,
He's hardly ever there.
To give them any more to do
Just wouldn't be quite fair."

He handed back the papers
With a dignity beyond eight years,
And smiling bravely, left me.
His eyes were filled with tears.

Do you see your own boy's eyes
As other people may?
How he looks when you're "too busy"
Or "Just haven't time today"?"

A boy is such a special gift
Why won't you realize,
It only takes a little time
To put sunshine in his eyes.



FEBRUARY- LET'S CELEBRATE SCOUTING

RECOGNITION

Attach awards to blue and gold helium filled balloons or place awards on card stock that is made to look like a Cub or Webelos neckerchief.



Honor a den leader, Cubmaster or other Cub Scout leader that has served your pack or in your area. Invite them as a special guest to your banquet. Give a short history on them. Include family members, church, community and scouting service, hobbies, etc. You might repeat a story from their Cub Scout service days that was special to them. Present then with a certificate of appreciation and a thoughtful token of Cub Scouting.

ADVANCEMENT

Personnel: CM, boys and parents receiving awards

Equipment: Blue and Gold(Yellow) balloons, one for each boy receiving an advancement. Fill with helium or attach to balloon sticks. Awards and verses from script need to be attached to balloons. Decorated container for balloons or a cardboard cut out of a Cub Scout or Cub Scout symbol to which balloons are attached. Could be displayed as a centerpiece.

Presentation: CM selects a balloon and reads the verse for that award and balloon. Have boys and parents come up. Parents present boy with his badge and boy pins the pin on the parent. Present boy with the balloon and verse that matches the rank he is receiving.

NEW CUB SCOUT FAMILY: This gold balloon is for _____,
They are new to our pack.
May it bring you good cheer
And keep you on the Cub Scout track.

BOBCAT A bright blue balloon for _____,
He's earned his badge for Bobcat.
May you stay loyal to Cub Scouts,
And remember "Do Your Best."

WOLF Another gold balloon, it's for _____
The rank of Wolf he'll obtain
May happiness shine for you always
As more Scouting knowledge you gain.

BEAR A blue balloon this time for _____,
The rank of Bear is his tonight,
May Akela watch over you each day,
As you share your Cub Scouting light.

WEBELOS This gold balloon is for _____,
Webelos rank is proudly awarded to him
May good cheer follow you through out,
As you climb to Scouting's highest limb.

ARROW OF LIGHT

Here's a blue balloon for _____,
To him top honors, the Arrow of Light.
May your example like an arrow,
Be straight, true blue and right.

PACK MEETING IDEAS

TO START THE MEETING OFF: Take Polaroid pictures of Cub Scouts and their parents, using a scouting backdrop. Glue them into a simple cardboard frame or folder as a special souvenir of the evening.

PROGRAM IDEAS:

- * Skits and or songs by the dens
- * Honor one or more Cub Scout leaders from the past.
- * Design or purchase a Pack Flag and present it with a special ceremony.
- * Do "This Is Your Life Pack____" using highlights of your pack's history.
- * Honor families and or leaders with Scouting Awards
(See "How To Book for some ideas)
- * Have a poster or essay contest and present awards at banquet
- * Cake auction just after their banquet, the money is used to help the pack

FEBRUARY- LET'S CELEBRATE SCOUTING

GAMES

PAC-MAN

Equipment: None

Area needed: Gym or lawn

Activity: Cubs line up on one side of the lawn or gym. One cub is designated to be the PAC-MAN, who stands in the center of the area. On the Den Leader's signal, all the cubs will try to run (or hop, skip, etc.) To the other side of the gym or lawn. All who are touched by the PAC-MAN then become PAC-MEN and help catch the returning boys when the next signal is given. Those not caught on the second attempt become PAC-MAN and you start a new game.

BLUE AND YELLOW GAME

Give each person or group a pencil and a sheet of blue or yellow paper. They should write down as many things as they can think of that are blue or yellow. Prizes can be given for the longest lists or the most unusual items on the list.

A SEARCH FOR BLUE AND GOLD

Directions: Go around the room and ask people if they have the following objects or fit the descriptions asked for. Have the person sign his or her name next to the statement that fits them.

- | | |
|---|--|
| 1. Do you have a gold watch on? | 11. What does Blue and Gold mean? |
| 2. Are you a child wearing a blue shirt? | 12. Are you wearing gold earrings? |
| 3. Are you an adult wearing a blue shirt? | 13. Do you have gold braces? |
| 4. Do you have glasses with gold rims? | 14. Are you wearing a gold ring? |
| 5. Are you wearing gold socks? | 15. Does your belt have a gold buckle? |
| 6. Do you have blue eyes? | 16. Is your belt blue? |
| 7. Do you have golden hair? | 17. Are your shoes blue? |
| 8. Is your last or first initial "B"? | 18. Are you wearing a Blue ribbon? |
| 9. Is your last or first initial "G"? | 19. Are you wearing gold shoes? |
| 10. How many electives does it take to earn a gold arrow point? | 20. Are you wearing blue socks? |

SCOUTING CONCENTRATION

Use pictures from Scouting and Cub Scouting history, ranks, your pack number, Cubmaster's name, and other items having to do with Scouting and Cub Scouting to make a concentration game.

You will need two cards with matching pictures to make a set. You will need one set per boy plus a few extras. Mix up the pictures and lay them face down on a table, the floor, or post them on the wall. Place a number on the opposite side and lay them out in number order five to a row.

Have each boy in turn call a number, turn the picture over and have him call another number and turn it over. If the two pictures match he gets another turn. If not, go to the next player. Keep playing until all the sets are matched. The boy with the most sets is the winner.

PLACE SETTING

RANK EMBLEMS NAPKIN HOLDERS

Copy the rank emblem on white card stock and cut, color if desired. Hot glue to a plastic garbage bag tie

TENT FAVOR and/or PLACE CARD

Use a piece of paper 6" x 6 1/2" for each tent. Construction paper, brown paper bag, or heavy paper can be used. Fold the piece in half so that you can have a double piece of paper 3" x 6 1/2". With the fold at the top, fold corners in and fold side about quarter inch. Paper should now look like a tent.

Decorate tents with the scout sign, picture or silhouette of Lord Baden-Powell. Or write your guest name on the side. Place a small candy bar inside the tent as a party favor.

FEBRUARY- LET'S CELEBRATE SCOUTING


PLACE SETTING

CUB GOODIE CUP

Enlarge Cub and feet on a heavier card stock. Color and cut out. Mount on the inside of back of goodie(nut) cup and the feet on the front of cup.

NECKERCHIEF PARTY FAVOR

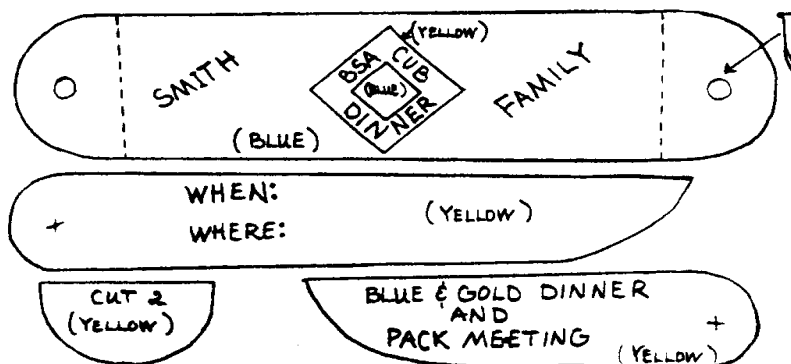
Cut triangle piece of gold material and fold around nut cup; tie to look like Cub Scout neckerchief. Use a baggie twister to hold.



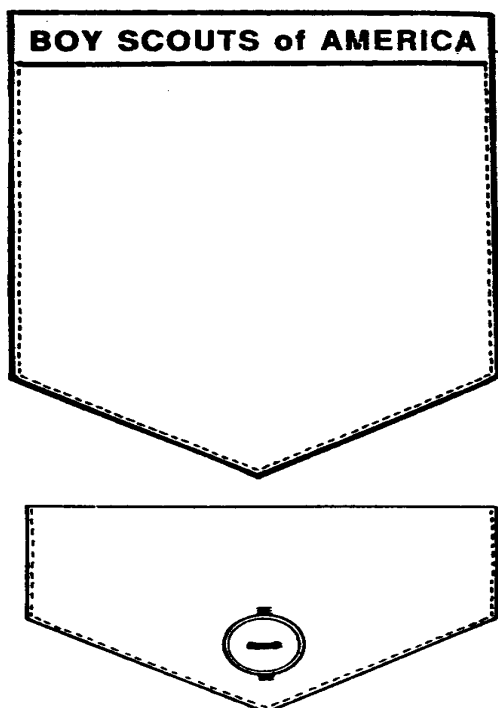
BANQUET POCKET KNIFE INVITATION

Materials: Card stock Yellow and Blue
two 3/4" paper fasteners
scissors and felt tip pen

Print the necessary information on the card stock and attach to blades of the scissors.



POCKET INVITATION OR THANK YOU



Copy the pocket so that either from the top or the side the paper can be folded to form a backing for the pocket. Enlarge to desired size. Fold paper back and trim to pocket size. Cut a slit with an exacto knife(leaders only) under the Boy Scouts of America on the top side of the pocket only, don't cut clear through either edge. Glue the edges of the front pocket to the back of the pocket. Pocket flap can be either copied as is or with an extra 2 1/2" above the top of the flap.

Cut out flap and fold as indicated. If the long flap is used as your message to blank part and insert the flap into the pocket through the slit. If the short flap is used insert and secure in place. Your message can be either written under the flap or on a separate sheet tucked inside the pocket.

POSTER IDEA

Here is a poster idea that can be used to call attention to a Blue and Gold Banquet. On a piece of poster board or foam board, draw a circle for the plate in a place setting. On the plate, print the menu and other pertinent data. The silverware is cut from foil, after tracing around a real knife, fork and spoon. Glue the silverware in place and attach a foil covered cardboard ring. In this ring place a paper napkin to complete the setting. OPTIONAL: Use plastic ware and paper plate on poster instead of drawing and cutting.

FEBRUARY-LET'S CELEBRATE SCOUTING

SKITS

SCOUTING SPIRIT

Characters:

- #1 Old man with cane dressed as ghost
- #2 63 year old man with a sign stating age around neck
- #3 34 year old man with sign stating age around neck
- #4, #5, #6 Cub Scouts in uniform



(All enter and stand in order 1 thru 6)

- #4,#5,#6: Who are You?
- #3: I am the father of a Cub Scout. I too was a Cub Scout
- #2: I was the first American Scout. I became a Cub Scout in 1930 when Cub Scouting came to America 68 years ago.
- #1: I am the spirit of all those boys who with Baden-Powell began the Scouting experiment on Brownsea Island.
- ALL: We are the spirit of today's Scouts and Scouting movement. We wish a happy birthday to all Scouts. Won't all of you join us in singing Happy Birthday to Scouting.

BLUE AND GOLD BANQUET SKIT

Preparation Print large block letters with permanent markers on 8" x 10" sheets of white cardstock---the word BLUE in Blue, AND in black, and GOLD in red. Add silver stars to the letters. Printing parts on back of each card cuts memorization to a minimum.

Action: Boys hold up cards and say their parts in turn. 10 boys required



B is for BOYS--Tigers, Bobcats, Wolf, Bears and Webelos
 L is for LEADERS--the Cubmaster who guides us
 U is for Understanding--We learn to help others
 E is for EXCELLENCE--we try to "do our best"

A is for ANNIVERSARY--Cub Scouting's ____th
 N is for NEIGHBORHOOD--where Cub dens meet each week
 D is for DEN CHIEFS--Scouts who help us in many ways

G is for GOALS--for which Cub Scouting stands
 O is for OPPORTUNITIES--for boys to learn and do
 L is for LIBERTY--in the years to come
 D is for DEN LEADER--who loves us and helps us

BLUE AND GOLD SKIT TO MUSIC

(Tune: "I've Been Working on the Railroad")

Sing:

I've been working on my Wolf patch,
 All the live long day
 I've been working on my Bear patch
 Just to pass the time away.

Don't you hear the Cub Scoutings shouting
 A Webelos we'll soon be!

Can't you hear Akela shouting,
 Come and follow me!

REPEAT CHORUS TWICE (Sung by all the boys but one who blows the horn)

Tiger, won't you blow
 Wolf, won't you blow

Bear won't you blow your horn?

Action:

Hold up Wolf patch sign
 Wipe hand across forehead
 Hold up Bear patch sign
 Pretend to look at wrist watch
 Cup hands around ear
 Hold up Webelos sign
 Cup hands around ear
 Come and follow me!

Blow horn

FEBRUARY- LET'S CELEBRATE SCOUTING

SKITS Continued

THE BEGINNING OF CUB SCOUTING

Personnel: 5 boys

Props: Poster board for signs

NARRATOR: Cub Scouts got it's start by hanging around the Boy Scouts. But the Boy Scouts didn't want the younger boys hanging around their troop meeting. The younger boys couldn't see any reason for not being able to stay and join the older boys.

First cub enters room carrying a sign saying Lord Robert Baden-Powell. Cub remains on stage holding sign.

NARRATOR: Lord Robert Baden-Powell was a great Englishman, he started Scouting for boys in England in 1907.

Second Cub enters room carrying sign saying William D. Boyce. Stands next to first cub.

NARRATOR: William D. Boyce is the man who went to England on business, while there he was lose and was helped to find his way by an establish Boy Scout, he became interested in this program. Mr. Boyce asked the boy to take him to Baden-Powell. Boyce returned to America with a trunk full of Boy Scouting books and uniforms and other Scouting material from the English program Scouting for Boys.

Third cub enter room with sign saying Ernest Thompson Seton, stands with others.


NARRATOR: Ernest Thompson Seton was the first Chief Scout of the Boy Scouts of America. He was very talented in Indian crafts and lore.

Fourth Cub enter with sign saying Daniel Carter Beard.

NARRATOR: Daniel Carter Beard was the First National Commissioner and chairman of the National Court of Honor. He also wrote and illustrated articles for the Boy Scouts magazine, BOYS LIFE.

ALL the Cubs carrying signs flip them over and they read HAPPY BIRTHDAY CUB SCOUTS

NARRATOR: Please join us in signing Happy Birthday to Cub Scouting



SONGS

"March of the Blue and Gold"

Tune of: The Ants Go Marching

It started out with Baden-Powell, Hurrah! Hurrah!
It started out with Baden-Powell, Hurrah! Hurrah!
It started out with Baden-Powell,
The Cub Scout Program we have now

CHORUS (Repeat after each verse)

And we're all so proud to be,
Blue n gold, blue n gold, blue n gold
Boom, boom, boom, boom
Boom, boom, boom, boom

Our youngest boys begin their trail, Hurrah, Hurrah!
Our youngest boys begin their trail, Hurrah, Hurrah!
Our youngest boys begin their trail
By being Tigers --they won't fail

Our boys are eager to make the trek, Hurrah, Hurrah
Our boys are eager to make the trek, Hurrah, Hurrah
Our boys are eager to make the trek,
The Wolves have passed another step

Page 195

The trail is filled with rocks and hills, Hurrah,
The trail is filled with rocks and hills ,Hurrah
The trail is filled with rocks and hills
But our great Bears know lots of skills

And now the trek is steep and hard, Hurrah, Hurrah
And now the trek is steep and hard, Hurrah, Hurrah
And now the trek is steep and hard
Our Webelos earned their next award!

And special Cubs have won the fight
And special Cubs have won the fight
And special Cubs have won the fight,
They've proudly earned their "Arrow of Light"!

Yes, every Scout has passed the test, Hurrah, Hurrah
Yes, every Scout has passed the test, Hurrah, Hurrah
Yes, every Scout has passed the test,
We are Cubs who DO-OUR-BEST
(Yell last three words)
Chorus

February- Let's Celebrate Scoutin

FEBRUARY- LET'S CELEBRATE SCOUTING

SONGS Continued

GRADUATION SONG

sung to: Reuben, I've Been Thinking

Oh, (Name of boy graduating), we've been thinking
What a grand scout you have been;
May the Boy Scouts treat you kindly
As we have in our den.

Your achievements are outstanding
And we'll miss you very much,
But we cannot always keep you,
So we wish you best of luck.



MY FAV'RITE CUB THINGS

sung to: My Favorite Things, from Sound of Music

Blue and gold streamers and den centerpieces,
Fun night for parents and nephews and nieces!
Indian dancers singing and cheering--
These are a few of my fav'rite Cub Things

Feasting and friendship and families together,
Red, white, and blue and lots of cold weather!
Brownies and cupcakes, birthday for Scouting--
These are a few of my fav'rite Cub things!

Tuna with noodles, hot Chinese dishes,
Spaghetti dinners and barbque chicken
Medals and ribbons and awards galore
These are a few of my fav'rite Cub things!

Recognition! Pinewood derbies!
outing to the zooooo!
All these are a few of my fav'rite Cub things
And I hope that they're-yours too!

APPLAUSE

Great Job Applause	Group stands and says "GREAT JOB GREAT JOB GREAT JOB, getting louder each time.
Good Going Applause	Group stands and says " GOOD GOING GOOD GOING GOOD GOING starting off loud and ending softly.
Well Done	Say well done then have the audience echo it back to you.
Good Job	Say Good Job then pat yourself on the back.
Stamp of Approval	Take your right hand into a fist and hit your left palm, as if stamping a letter
"Six" Gun Salute	Point finger into sky and say Bang bang six times, then blow the "smoke" away.
Fruit Salad	Pretend like your eating a watermelon, spit out seeds, then a cantaloupe, then a cherry. (for cherry, put finger in cheek bone and pop out of mouth)
Cracker Cheer	Hold imaginary cracker in hand. Pretend to take a bite. Smile and say "MMMM,GOOD

LEADERS SURVIVAL CHECKLIST

*When the pack won't pay attention and you feel like blowing your top, count to ten.
So you tied the flag on upside down. Smile knowingly like you planned it that way, praise the Cub who saw it.
Accept the boy for what he is. If that's impossible, just be thankful he isn't your son.*

Learn to laugh at yourself. The Cubs probably think you're hilarious anyway.

Too many Cubs and not enough leaders? What a compliment. It must be YOU they like!

When everything goes wrong remember Job. At least you don't have boils

Remember your a human, no matter what the boys might tell you

Running a meeting is a breeze? You're in trouble. Go take a Supplemental Training course.