



CUB SCOUTS



FEB '99 - BALOO & GOLD

BLUE AND GOLD TIME LINE

SEPTEMBER

After school night for scouting:

Select committee – one person from each den, and either the Treasurer, Cubmaster or Assistant Cubmaster is recommended.

1. choose banquet committee chairman
2. choose theme
3. set date & time, put on calendar
4. set location and make reservations
5. create a budget

OCTOBER

Choose the type of meal, plan the menu and determine if its going to be catered, potluck, box supper, etc. Finally, decide if there will be a per person charge for the dinner.

NOVEMBER

Decide on the type of entertainment (*roundtable is a good source for available groups*) and start looking to secure it. Always have a backup! Confirm or make invitations. Form the guest list for special guests.

JANUARY

Finalize all plans:

1. mail invitations
2. confirm entertainment
3. dens work on decorations
4. elect clean up crew
5. visit location to determine needs
 - a. public address (PA) system
 - b. podium
 - c. tables, chairs, head table
 - d. kitchen facilities
 - e. area for entertainment

3 WEEKS PRIOR

Count RSVP's; order food and supplies to accommodate the number. Reconfirm location, time, and entertainment.

2 WEEKS PRIOR

Check with Den Leaders on decorations and participation. Order advancements and pick up awards. Print the program. Decide on a seating chart. Check with the location to see when you can get in to decorate.

DAY BEFORE

Check on food and decorations. If possible, set up and decorate. Organize awards and advancements.



CUB SCOUTS



FEB '99 - BALOO & GOLD

BANQUET DAY Set up and decorate. Plan to arrive early to allow time to change clothes and prepare yourself. Plan to stay late to clean up and secure location.

1 WEEK LATER Send thank you notes. Contact location for any problems on their side. Talk to Den Leaders for feedback. Complete financial accounting and evaluate budget. Banquet committee report written to the Cubmaster and Pack Committee Chairman on cost, challenges, problems, and suggestions for next year.

CHECKLIST

	Date	Assigned to:		Date	Assigned to:
<input type="checkbox"/> 1. Date/time			<input type="checkbox"/> 11. Advancement		
<input type="checkbox"/> 2. Place/reserve			<input type="checkbox"/> 12. Recognitions		
<input type="checkbox"/> 3. Invitations			<input type="checkbox"/> 13. Ceremonies		
<input type="checkbox"/> 4. Seating plan			<input type="checkbox"/> 14. Pre-opener		
<input type="checkbox"/> 5. Tables/ chairs			<input type="checkbox"/> 15. Entertainment		
<input type="checkbox"/> 6. Food/meal			<input type="checkbox"/> 16. Activity		
<input type="checkbox"/> 7. Serving plan			<input type="checkbox"/> 17. Print program		
<input type="checkbox"/> 8. Decorate room			<input type="checkbox"/> 18. Serving, set up		
<input type="checkbox"/> 9. Decorate tables			<input type="checkbox"/> 19. Clean up		
<input type="checkbox"/> 10. Displays			<input type="checkbox"/> 20. Evaluation		

WAYS TO SAY THANK YOU

Fill a latex glove with sand or cotton; tie bottom and glue to scrap of wood. Present with “your efforts are greatly appreciated - we know our boys are in good hands” or “thanks for lending a helping hand.”

A box of Bounce fabric softener presented with “you put a lot of bounce into our program.”

A package of Lifesavers presented with “you have been a real lifesaver in our pack.”



CUB SCOUTS



FEB '99 - BALOO & GOLD

TIGER CUB DECORATIONS FOR THE BLUE AND GOLD BANQUET

Since the older boys will most likely be making their own Blue and Gold table decorations in blue and gold (*Wolves and Bears*) or red and green (*Webelos*), let your Tiger Cub families make their own decorations in black, white and orange. Remember to keep it simple! Here are a few quick and easy ideas:

- For a tablecloth, use white butcher paper with cutouts of tigers, Tiger Cubs BSA emblems, etc. added or have black and white pictures of tigers all over the paper. Place crayons on the table and let the Tigers color the pictures to entertain themselves as they wait.
- For simple placemats, use orange or black construction paper. Weave in alternate color strips or add cut out designs. Circus or zoo theme coloring books are a good source of tiger patterns.

CEREMONIES

MEN OF SCOUTING ADVANCEMENT

Equipment: Pictures of Ernest Thompson Seton and Daniel Carter Beard, if possible.

CUBMASTER: Tonight, as we begin our awards ceremony, I would like to introduce you to two men. First is Ernest Thompson Seton, who was the first Chief Scout of the Boy Scouts of America. Before the BSA was organized, Seton had formed a boys' group of his own. Because of his desire to continue the lore of the American Indians, Seton's group "The Woodcraft Indians", based their code on Indian tribal laws and they learned their skills and rituals.



Ernest Thompson Seton



Daniel Carter Beard

Next, I want you to meet Daniel Carter Beard. He was our first National Commissioner and Chairman of the National Court of Honor. Beard grew up with a love for the skills and spirit of the pioneers who opened the west. He organized the "Society of the Sons of Daniel Boone" as a way to educate our lads early in life to an appreciation of the absolute necessity and value of our forests and natural resources.

The influence of these men on our own Cub Scout program was tremendous. Tonight, as we honor you for your achievements, we will also give you a small remembrance of these founders of America's Scouting program. (*Give each of the boys a decorated feather or western tie slide or any other appropriate item to represent Seton and Beard.*)



RETURN TO
MAIN
CONTENTS

CUB SCOUTS

RETURN TO
SECTION
CONTENTS



FEB '99 - BALOO & GOLD

JUNGLE BOOK THEME ADVANCEMENT CEREMONY

Group is seated in a council circle, adults toward the back and boys in front on the floor. As each group comes forward, they stand in the middle of the circle to be seen by all.

CUBMASTER: *(Dressed as Akela, leader of the Wolf pack, howls like a wolf.)* The time has come to look at the new Cubs of the pack in order to recognize them as worthy members of the pack. Then, when the rest of the pack sees them in the jungle, they will know them and protect them. Let us start with the young Cubs. Who will speak for the Bobcats?

BAGHEERA: As a member of the cat family I, Bagheera, will speak for the Bobcats. *(Calls forward new Bobcats and their parents.)* These are the young ones, but they have already begun to show their skills. Great Akela, I present these Cubs to the pack. *(Akela awards Bobcat badges to parents, who give them to the boys. He then congratulates them and they are seated with rest of the pack.)*

CUBMASTER: Now it is time for the Wolves. Who speaks for the Wolves?

MOTHER WOLF: Great Akela, I, Mother wolf, speak for the Wolves. I have nurtured them and watched them grow as they have learned the skills of the wolf. These young ones are ready to be recognized. *(Calls forward new Wolves and their parents. Akela looks them over, accepts them into the pack, gives awards to parents to give to boys.)*

CUBMASTER: Next, we are ready for the Bears. Who speaks for the Bears?

BALOO: I, Baloo, will speak for the Bears. I have taught them well the Law of the Pack. They have come far and are ready to be recognized by the pack. *(Calls the new Bears and their parents forward. Looks them over, nods head approvingly and presents them to Akela, who awards badges to parents to give to boys.)*

CUBMASTER: Now we are ready for the most mature members of the pack to be recognized for their achievements. Who speaks for the Webelos?

WEBELOS LDR: I speak for the Webelos, oh great Akela. Truly, they are the most experienced in the pack. Let me tell you of their great accomplishments. *(Call Webelos forward and presents Webelos awards.)*

CUBMASTER: I have looked over the members of the pack and I am proud to be their leader. Come, all pack members, join me in a Grand Howl.



FEB '99 - BALOO & GOLD

EIGHT STEPS TO SCOUTING

We are here tonight to honor the boys who have advanced since we last met as a pack and to present them with the awards they have earned. As he travels up the long advancement path, a boy achieves many goals to attain the five ranks of Cub Scouting. These candles represent the steps in advancement. Their light stands for the help and encouragement given him by his leader, family and friends. *(After each explanation and lighting of the candle, call the boys and their parents forward and present award to parent to give to boy.)*

The TIGER (*light candle #1*) is the youngest member of the pack. He learns to Search, Discover, and Share with an adult partner and other members of the Tiger Cub group.

The BOBCAT (*light candle #2*), the beginner, must learn and abide by the Cub Scout Motto, the Cub Scout Promise, and the Law of the Pack. He stands with much enthusiasm on the first step of the advancement ladder. As he climbs higher, he will gather knowledge, skills, enjoyment, and good fellowship.



Next comes the WOLF (*light candle #3*), who must complete 12 achievements to reach the rank of Wolf. He gains knowledge of the United States flag, fitness, tools, knots, safety, his neighborhood, and books. He has mastered several feats of skill, has made a collection, and has shown his willingness to help in his home and take on family responsibilities.

The BEAR (*light candle #4*) reaches his rank by completing 12 increasingly difficult achievements that show he is growing in knowledge and skill. The Bear learns about his duty to God, his duty to our Country, has participated in family events and had fun with his den. He should be proud to have climbed more than half the way up the advancement ladder.

A GOLD ARROW POINT (*light candle #5*) is presented to a Wolf or Bear Cub Scout who completes 10 additional elective projects beyond the requirements for his rank. Thus, he receives recognition for his ambition, interest and hard work.

A Cub must earn ten additional electives to qualify for a SILVER ARROW POINT (*light candle #6*). Only Wolf and Bears having the highest ability and interest will earn silver arrow points.

Upon entering a WEBELOS (*light candle #7*) den, a Cub Scout begins to ascend to the peak of the Cub Scout advancement trail. As a Webelos Scout, he works to earn a variety of Activity Pins such as Citizenship, Physical Fitness and Readyman. They prepare him for the many challenges he will face in life.

The ARROW OF LIGHT (*light candle #8*) is the highest award in Cub Scouting and it is the only Cub Scout badge of rank allowed on the Boy Scout uniform. A boy who has earned the Arrow of Light is fully prepared to enter Boy Scouting.

As we go forward with our advancement program, may our way be charted by friendship and may we always remember the Cub Scout motto: DO YOUR BEST.



RETURN TO
MAIN
CONTENTS

CUB SCOUTS

RETURN TO
SECTION
CONTENTS



FEB '99 - BALOO & GOLD



CRAFTS

TWIRLING MOBILE

Materials needed:

paper string
stapler glue

For the heart, cut two paper strips. Staple tops onto string then bend over and staple bottom together. For one fleur-de-lis, cut 4 from paper. Fold each in half, then glue half of one to half of the next until a "box" is formed. Glue the string on the inside fold before gluing the last pair together.



BOOKMARK

Materials needed:

poster board markers or crayons
scissors


Enlarge pattern to desired size, then trace the bookmark onto poster board. Color as desired. Cut around outside edges and on dotted line at bottom of inner fleur-de-lis.

CUBBY

Materials needed

blue felt ball cap *1 3/4" wood ball (head)*
2 7/8" wood star (neckerchief) *3" wood heart (feet)*
2 1/2" wood apple (body) *yellow felt scrap*
paint *glue*

Glue the 4 wooden pieces together (*optional: drill holes through center of all 4 pieces and insert a wooden dowel.*) Paint Cubby. Glue on hat and glue a yellow felt diamond on the hat front.



A COUNTRY FLEUR-DE-LIS

Materials needed:

cardboard fabric scraps
buttons black craft wire

Cut a fleur-de-lis from the cardboard. Glue on strips of fabric to cover and trim any loose edges. Glue on a few buttons. Punch two holes on the top edges and insert the craft wire to hang.



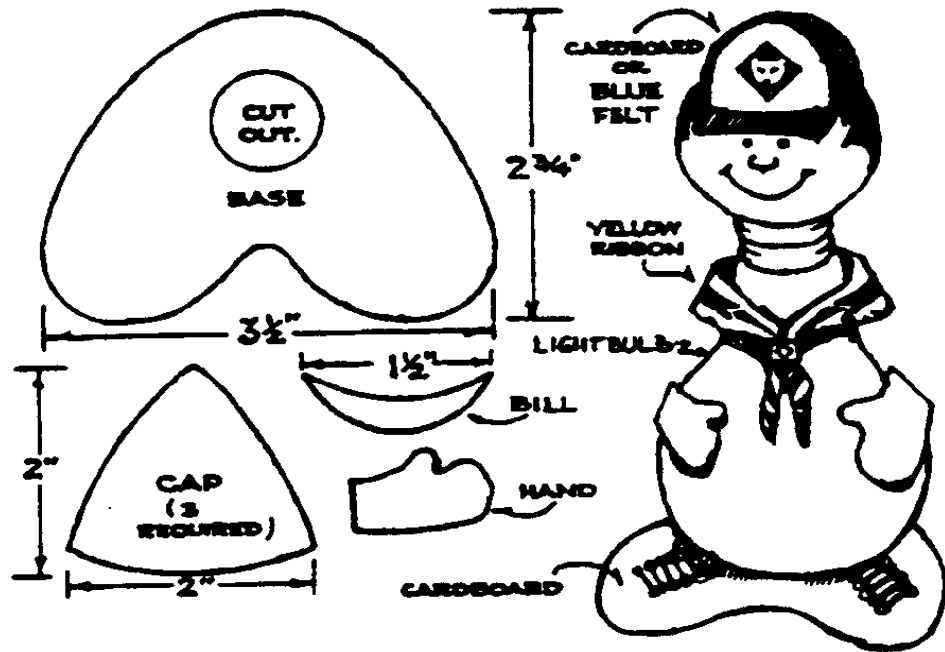
FEB '99 - BALOO & GOLD

CUB LIGHT BULB CENTERPIECE

Materials needed:

- old light bulb*
- blue spray painting*
- cardboard*
- plastic foam ball*
- paint*
- felt tip pen*
- glue*

Enlarge pattern to desired size. Spray paint light bulb body blue. Cut base, cap, bill, and hands from cardboard, then paint the pieces appropriate colors and glue on. Head is plastic foam ball with facial drawn with a felt tip pen.

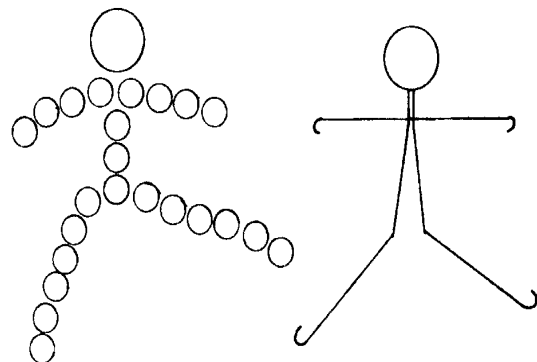


NAME HOLDER

Materials needed:

- | | |
|-----------------------------------|-----------------------------------|
| <i>1 large wood bead (head)</i> | <i>1 peach pipe cleaner</i> |
| <i>1 black pipe cleaner</i> | <i>20 blue pony beads</i> |
| <i>2 peach pony beads (hands)</i> | <i>2 black pony beads (shoes)</i> |
| <i>yellow felt scrap</i> | |

Fold the black pipe cleaner in half and glue into the large bead. Twist the peach pipe cleaner around the black pipe cleaner to form the arms. Put on 3 blue and 1 peach bead for each arm and hand, then twist the end of the pipe cleaner to secure. Put 3 blue pony beads over both ends of the black pipe cleaner to form body then, at the end of the 3 beads, separate the two pieces of black pipe cleaner to form legs. Put 5 blue and 1 black bead onto each leg for pants and shoe, then twist the end of the pipe cleaner to secure. Draw 2 tiny eyes on the wooden head. For the scarf, attach a yellow felt triangle with a blue pony bead.



FEB '99 - BALOO & GOLD

GOLF TEE PLAQUE

Materials needed:

60 wooden golf tees

glue


sandpaper

9" x 11" wood board

stain

varnish

Sand, then stain the wood board. When stain is dry, arrange the golf tees as shown and glue into place. When glue is dry, varnish the entire surface.



MEMORY TOWER

Materials needed:

32 wooden blocks

Styrofoam cone, 6" x 2 7/8"

Scout memorabilia

6" diameter board

glue

Trace around Styrofoam cone onto the wooden base; dry place the bottom 8 blocks and trace around these as well. Paint the base, leaving the marked area marked unpainted so glue will adhere better. Glue the Styrofoam cone to the center of the base, then glue the first eight blocks to the base. Continue to glue rows of 7, 6, 5, 4, and, finally, 2 blocks. Don't try to line up the blocks evenly in the front or there will be a long opening

on the back area. Glue Cub Scout memorabilia in gaps between the blocks. With the 32 blocks purchased for the sample, we could make the following word combinations:

WOLF, CUB SCOUT, BSA
WEBELOS, BSA

BEAR, CUB SCOUT, BSA
BOY SCOUT, BSA


TIGER CUB, BSA

SONGS

CUB SCOUT ADVANCEMENT

Tune: Itsy Bitsy Spider

Eensy Weensy Bobcat,
A Wolf he did become.
Then as a Bear, he really had some fun.
When a Webelos he was really outta sight
And he topped off his achievements
With the Arrow of Light.





CUB SCOUTS



FEB '99 - BALOO & GOLD

JUNGLE BOOK SONG

Tune: Quartermaster's Store

There's Mowgli, Mowgli, Mowgli our little man cub
In the jungle, in the jungle.
There's Mowgli, Mowgli, our little man cub
In the jungle book story.

CHORUS:

We're here to learn
New things today.
It's lots of fun
The Cub Scout way!

There's Bagheera, gheera, gheera protecting Mowgli
In the jungle, in the jungle.
There's Bagheera, gheera, gheera protecting Mowgli
In the jungle book story.

CHORUS

There's Kaa, Kaa, Kaa slithering through the trees
In the jungle, in the jungle.
There's Kaa, Kaa, Kaa slithering through the trees
In the jungle book story.

CHORUS

There's Baloo, Baloo, Baloo playing like bears do
In the jungle, in the jungle.
There's Baloo, Baloo, Baloo playing like bears do
In the jungle book story.

CHORUS

There's Shere Khan, Khan, Khan with stripes of orange and black
In the jungle, in the jungle.
There's Shere Khan, Khan, Khan with stripes of orange and black
In the jungle book story.

CHORUS

There's Akela, Akela, Akela leader of the pack
In the jungle, in the jungle.
There's Akela, Akela, Akela leader of the pack
In the jungle book story.

CHORUS





RETURN TO
MAIN
CONTENTS

CUB SCOUTS

RETURN TO
SECTION
CONTENTS



FEB '99 - BALOO & GOLD

BANQUET QUIZ

Cub
scouting is _____

_____ years old this
month. Scouting is
_____ years old
this month. _____

_____ is the founder of scouting.

_____ started the Boy Scouts of America. _____ is the
first rank in Cub Scouting. The annual Scout show in our council is called
_____ and is held in _____. _____ achievements are
required to earn the Wolf badge. _____ electives are required to earn a gold
arrow point. There are _____ Webelos activity badges which can be
earned. The _____ is the highest award in Cub
Scouting. We belong to Pack # _____. I belong to den # _____.

There are _____ boys in our den. There are _____ boys in our pack. Our
Cubmaster _____ is _____. Our pack is _____ sponsored by
_____. Our pack is
part of the _____ District
in the _____
_____ Council.

The Cub Scout motto is _____

I only need _____ more requirements to
earn my next rank.

