



JULY '99 - OUR NATIONAL TREASURES

CEREMONIES

PATRIOTIC OPENING CEREMONY

Preparation:: American flag is posted on the stage. In the sample below, 4 Cubs in uniform have speaking parts but this can be divided to accommodate any number of boys.

CUB 1: Here's to the red of it –
There's not a thread of it,
No, not a shred of it
In all the spread of it
From foot to head.
But heroes bled for it,
Faced steel and lead for it,
Precious blood shed for it,
Bathing it red!



CUB 2: Here's to the blue of it –
Beauteous view of it,
Heavenly hue of it,
Star spangled dew of it
Constant and true;
States stand supreme for it,
Liberty's beam for it,
Brightens the blue!



CUB 3: Here's to the white of it –
Thrilled by the sight of it,
Who knows the right of it?
But feels the might of it
Through day and night?
Womanhood's care of it,
Made manhood dare for it.
Purity's prayer for it
Keeps it so white!

CUB 4: Here's to the whole of it –
Stars, stripes and pole of it,
Body and soul of it,
Oh, the roll and wave of it,
Sun shining through.
Hearts in accord for it,
Swear by the sword for it,
Thanking the Lord for it,
Red, White and Blue.

Will everyone rise and join us in the Pledge of Allegiance?



RETURN TO
MAIN
CONTENTS

CUB SCOUTS

RETURN TO
SECTION
CONTENTS



JULY '99 - OUR NATIONAL TREASURES

UNCLE SAM OPENING

Preparation: Den leader is on stage holding a picture of Uncle Sam. Boys are off stage and enter two at a time on each side of the picture. They say their lines, then stand in place. Flag is posted in the center of the stage behind the group.

CUB 1: Why didn't we call him Daddy Sam?

CUB 2: In some countries he might have been called "Daddy Sam" or "Papa Sam," but not in America.

CUB 3: Uncle Sam is an idea that symbolizes the federal government.

CUB 4: The people who wrote our Constitution decided that the federal government should not be a "great father."


CUB 5: They limited Uncle Sam's role very strictly, to assure freedom and opportunity for individuals.

CUB 6: Uncle Sam is even dressed in red, white, and blue and decorated with stars and stripes.

CUB 7: Uncle Sam is a symbol of America that should always remind us of the blessings of freedom our forefathers gave to us.

CUB 8: These are living ideals, which are the very heart of our flag and our nation.

CUB 9: Will the audience please rise and repeat the Pledge of Allegiance with us?



ADVANCEMENT CEREMONY IDEAS

Have George Washington, Abe Lincoln, Betsy Ross, etc. give awards. Use a large Philadelphia type bell, which is rung each time a boy receives an award.

Cut liberty bells from heavy cardstock. Cut a center hole and hang on a door or a wooden dowel. Have awards taped to the liberty bells.



JULY '99 - OUR NATIONAL TREASURES

OUR COUNTRY OPENING CEREMONY

Preparations: A small flag or a picture of our flag, picture of Statue of liberty, picture of mills or factories, scene from Texas, picture of Alaska, Hawaiian scene, map or picture of USA, recorded background music of your choice, 7 Cub Scouts. The Cub Scouts form a semi-circle around the flag, hold up their pictures and say the short verse that goes with it.

FIRST: (Statue of Liberty) New York is a lovely place, where we see this lady stand.

SECOND: (factory or mills) Michigan is a very great state. They make the cars for our land.

THIRD: (Texas scene) Texas is our own state; we're proud in many ways.

FOURTH: (Alaskan scene) Alaska has some very cold nights with lots of short, short days.

FIFTH: (Hawaiian scene) Hawaii is our newest state, and we're proud to say she's ours.

SIXTH: (map of USA) But all of the states together make a nation of beautiful stars.

SEVENTH: (flag) Please join me in singing "God Bless America."



CUBMASTER MINUTE

Preparation: Cubs stand in square formation around the American flag which is posted in the center of room.

CUBMASTER:

Boys, did you ever think what makes up our country's flag? Yes, there are stripes, a patch of blue, and some five pointed stars, but they are just pieces of cloth. However, when the thirteen stripes of alternating red and white representing the thirteen original colonies, are put together and the field of blue is in place with the stars, securely held together by millions of stitches, then we no longer have a piece of cloth and patches, but the flag of the United States of America. The emblem of our country.

You know, I like to think that all those stitches represent "We the people..." , that each and every one of us is represented in the flag by a stitch holding steadfast together as long as we are strong, and do our best to be good American citizens.


All of you have seen what happens when stitches fail to hold. The flag would fall apart or ravel. That is exactly what can happen to our country if we, the citizens, do not hold steadfast to do our best. Our freedom or rights as citizens can be lost. Today and everyday, let's show by our actions that we are worthy to be citizens of this great land - America.



JULY '99 - OUR NATIONAL TREASURES

HISTORIC FLAG ADVANCEMENT CEREMONY


Preparation: Poster of historic flags for each of the five ranks. You may use the flags below or research your own. Five Cub Scouts should be ready to read and share a poster as called.



**CAMBRIDGE OR
GRAND UNION.** THE NAVAL
ENSIGN OF JOHN PAUL JONES
(1775) AND FLOWN BY GEN.
GEORGE WASHINGTON (1776).



CONTINENTAL
ONE OF TWO FLAGS
SHOWN IN PAINTINGS
OF THE BATTLE OF
BUNKER HILL.



RHODE ISLAND
IN USE FROM 1776,
CARRIED AT TRENTON,
BRANDYWINE, YORKTOWN.



GADSDEN
HOISTED IN 1775 BY
COMMODORE HOPKINS
ON SHIP "ALFRED."

CUBMASTER:

Just as the United States has advanced in the past 200 years, there are some boys here this evening who have also advanced. Representing the Cambridge or Grand Union flag are the boys who have earned the Bobcat rank. *(Boy enters with appropriate poster and reads brief history about it.)* Will *(say names)* and their parents please come forward to receive their awards? *(Assistant Cubmaster helps the Cubmaster present the badge to the parents, who pins it on upside down. Cubmaster gives each boy a Cub Scout handshake.)* Parents, we will now remind you that when your Bobcat has lived up to the part of the Cub Scout Promise which says "to help other people" by doing a good turn, you can sew the Bobcat badge on upright for all to see.

ASSISTANT CUBMASTER:

Representing the Continental flag are the boys who have earned the Wolf rank and arrow points. *(Boy enters with appropriate poster and reads history.)* Will *(say names)* and their parents please come forward? *(Cubmaster makes presentation of badges and arrow points to the parents, who in turn present them to their sons; congratulations and a handshake from the Cubmaster to each boy.)*

CUBMASTER:

Representing the Rhode Island flag are the boys who have earned the Bear rank. *(Boy enters with appropriate poster and reads history. Then call forward boys and parents and present Bear badges and arrow points the same as with the Wolf rank.)*

ASSISTANT CUBMASTER:

Representing the Gadsden flag are the boys who have earned the Webelos badge and activity badges this month. *(Boy enters with appropriate poster and reads brief history. Ask Webelos Leader to present Webelos Scouts with their Webelos badge and activity pins.)*



RETURN TO
MAIN
CONTENTS

CUB SCOUTS

RETURN TO
SECTION
CONTENTS



JULY '99 - OUR NATIONAL TREASURES

HISTORIC FLAG ADVANCEMENT CEREMONY, continued

CUBMASTER:

Representing the American flag of today – the young men of tomorrow - the boys who have earned the Arrow of Light award. *(Boy with poster enters and reads history. Webelos Scouts earning Arrow of Light are called forward. Webelos Leader presents them to the boys. Cubmaster congratulates them; handshakes are given to each Webelos Scout.)*

CUBMASTER:

All of these boys have advanced in rank. Just as our country has grown, so they have grown. We wish you well on the trail to being the strength of America's tomorrows.

RIDDLES

What is on a penny that Patrick Henry wanted?

Liberty

What flower tells what George Washington was to his country?

Poppy

Name a bus that crossed the ocean.



Columbus

FIRECRACKER TIE SLIDE

Material needed:

*3 different fabrics prints in red, white, and blue
jute or twine 1/2 " PVC pipe*

Cut three fabric squares 2"x 3", 2 1/2"x 3", and 3"x 3". Cut 3 pieces of jute 2 1/2", 3", and 3 1/2". Place jute on one edge of fabric to form wick and roll up, then glue seam. Repeat for the other two firecrackers. Glue together and tie with a piece of jute. Attach a 1/2" PVC ring to back .



FLAG TIE SLIDE

Materials needed:

*plastic bottle 1/2" PVC pipe sandpaper
felt scraps acrylic paints and brushes*

Using this actual size drawing, have the boys make a paper pattern. Trace it onto a plastic bottle and cut out, using tape to hold the pattern in place while cutting. Using coarse sandpaper, rough up the backside of the plastic. Cut felt backing, slightly smaller than the plastic and glue the PVC ring to the center of the felt. Glue felt onto plastic back. Paint a flag on the front.



CUB SCOUTS



JULY '99 - OUR NATIONAL TREASURES

SONGS

OUR PILGRIM FOREFATHERS

Tune: Battle Hymn of the Republic

They came as strangers to a wild land,
Brave and unafraid.
In spite of many hardships,
They still bowed their heads and prayed,
“We’re thankful for the growing crops,
The beauty of our land,
And freedom to live as we planned.”

CHORUS

Our Pilgrim fathers make us proud
They accomplished what they vowed,
We still sing their praises loud,
And freedom marches on.

Squanto was an Indian
And he helped the Pilgrims out,
He taught them how to plant their corn
And how to fish for trout.
They hunted in the woods for deer
And caught wild turkeys too,
He was a friend so true.

CHORUS



Bradford was the Governor
He was just and fair.
He thought it was important
That each man received his share.
He planned the first Thanksgiving
Holiday to celebrate
A harvest good and great.

CHORUS

SKITS

WASHINGTON AT VALLEY FORGE PANTOMIME SKIT

Preparations: Cubs as George Washington, bugler, dispatch rider, several soldiers, dressed appropriately. There is no narration to this skit. Actions are exaggerated. Patriotic music plays in the background throughout the following pantomime:

- ❖ Cold and tattered soldiers are sitting and lying on the ground, shaking.
- ❖ Other soldiers try to feed, bandage and warm them with blankets.
- ❖ Washington enters, look around in concern.
- ❖ A few of the healthier soldiers struggle to their feet to salute him.
- ❖ Washington steps from soldier to soldier, patting each and mouthing words of comfort.
- ❖ Dispatch rider races in, hands message to Washington.
- ❖ Washington peers offstage as if observing enemy troop movements.
- ❖ Washington becomes alert, signals to bugler who steps forward.



JULY '99 - OUR NATIONAL TREASURES

WASHINGTON AT VALLEY FORGE PANTOMIME SKIT. *continued*

- ❖ As the bugler sounds (silently), the soldiers struggle to their feet, grabbing their rifles.
- ❖ Soldiers form a marching column.
- ❖ Flag is advanced to the front of the column.
- ❖ Washington gestures outward to indicate that they will march forward to victory.
- ❖ Washington places himself at the head of the troops.
- ❖ With heads held high, the soldiers follow Washington offstage.


I AM AMERICA'S HERITAGE SKIT

Preparation: Cubs as narrator, singers; American flag, pack flag, spotlight. Room is darkened and both flags are spotlighted. Singers hum "God Bless America" while narrator reads.

NARRATOR:

There it is, it's still flying! It's been a long night and as the dawn appears and the smoke clears, it is still fluttering in the breeze.

I am the American Revolution and the valiant patriots that lost their lives that this nation might live.
 I am Paul Revere and his midnight ride.
 I am Nathan Hale and his stand for freedom.
 I am the Boston Tea Party and Bunker Hill.
 I am Kings Mountain and Guilford Courthouse.
 I am the Constitution of the United States, the Bill of Rights, and the symbol of religious freedom.
 I am the War of 1812 and the Mexican War.
 I am the Battle of Vicksburg and the blood and torment of the Civil War.
 I am World War I and the depression of 1929.
 I am Pearl Harbor, World War II, the Korean Conflict and Vietnam.



I am the pain, sorrow, the happiness and joy of bygone days. I have seen poverty and wealth, dread and anticipation, hate and love. I have seen America through all her history. I am America's heritage.

As narrator finishes, singers end with the following lines of "God Bless America:"

To the ocean white with foam,
 God Bless America,
 My home sweet home.
 God bless America,
 My home sweet home.



RETURN TO
MAIN
CONTENTS


CUB SCOUTS

RETURN TO
SECTION
CONTENTS



JULY '99 - OUR NATIONAL TREASURES

The Native Americans shared with the early settlers. We are thankful for their contributions to our lives.



OTHER CONTRIBUTIONS:

