

## January 2001 -- When I Grow Up

There are as many things a boy can do when he grows up as there are boys to dream of "when I grow up" - things such as being an actor, a policeman, a computer whiz, a doctor, a fireman, a scientist, a race car driver, a railroad engineer, a great chef, etc,

### Pre- Opening

Who Invented It?

- |                      |                           |
|----------------------|---------------------------|
| 1. Telephone         | Alfred Nobel              |
| 2. Phonograph        | Alexander Graham Bell     |
| 3. Dynamite          | Charles Goodyear          |
| 4. Power Loom        | Galileo Galilei           |
| 5. Telegraph         | Sir Alexander Fleming     |
| 6. Steamboat         | Samuel F. B. Morse        |
| 7. Reaper            | Edmund Cartwright         |
| 8. Vulcanized rubber | Robert Fulton             |
| 9. Nylon             | Wilbur and Orville Wright |
| 10. Thermometer      | Cyrus McCormick           |
| 11. Penicillin       | Thomas Alva Edison        |
| 12. Airplane         | The DuPont Company        |

Answers: 1. Alexander Graham Bell, 2. Thomas Alva Edison, 3. Alfred Nobel, 4. Edmund Cartwright  
5. Samuel F. B. Morse, 6. Robert Fulton, 7. Cyrus McCormick, 8. Charles Goodyear, 9. The DuPont Company  
10. Galileo Galilei, 11. Sir Alexander Fleming, 12. Wilbur and Orville Wright

### Ceremonies

#### Arrow of Light Ceremony:

(Sherri Cook)

This ceremony needs to be done using the boys who are advancing as the braves who sit around the fire. The last boy needs to be the one getting his Arrow of Light. It is best if practiced once or twice so the boys know what to do.

CUARACTERS NEEDED: Arrow of Light, also known as Father Akela (portrayed by leader), and at least three Indian braves (Cub Scouts) and a narrator.

Begin with Father Akela standing with arms folded in front of the ceremonial fire. A teepee is the background is nice.

NARRATOR: Arrow of Light - Father Akela, and great chief of the Webelos Tribe, knew he was growing old and would soon die, and so he called a council of all the young braves. (Chief beckons with his hands and the braves enter and sit around the fire and watch him.) The narrator does all the speaking, but Akela should have practiced some Native American signs and do them as the narrator tells the story. They do not need to be correct. Just do the signs suggested by the words.

NARRATOR: When they were seated, he began: "Many seasons have I walked on Mother Earth. Many seasons have I followed the buffalo. Now, soon, I must go to the Land of the Sky People to join my fathers. When I go, I wish to take with me the great virtues of life. So I am sending you, my young braves, into the great mountains and out on the vast rolling plains to seek these virtues, that I may be content to go to my grave."

"As you search, remember that the virtues may be as the wind that blows, but is never seen. If this is so with the virtues you find, bring to me a token in the form of a feather, that I may always be reminded."



And so all the braves journeyed into the vast landscape. (Boys go offstage in different directions.) Through the season of heat and past the months of plenty into the months of cold and snow, and then into the season of much hunger, did the tribe wait for the return of the braves. Then, one by one, they began to return, (Boys enter, one at a time, from different directions, and sit by the fire. One boy does not return at this time.) until but one remained absent.

Each brave, in turn, brought his feather to the chief with stories of how his virtue had been found. One brought the feathers of hope and self discipline. For he had found that the things a man desires take time and great effort. He had found that a man must have the self discipline to wait, and the hope that he will reach his goals.

The second brave brought courage. He had saved the life of a friend by facing an attacking bear, even when he was filled with fear. He found that true bravery was doing his best in spite of fear.

The third brave brought the feather of justice. Justice means that we truly receive that which we have earned. (These three boys go to the Chiefs the narrator begins to talk about them one at a time, and bow slightly, as they hand the feathers to him with both hands. They then sit back at the fire as the next boy goes up. Each boy stays with Father Akela until the narrator goes to the next brave ' ~ part.)

When, at last, the final warrior returned (last boy enters slowly and he could appear tattered and torn and dusty, as from a long journey), he was thin and his clothes were torn and dirtied. He approached the great chief and presented three feathers. The first was love. Many times he had be ready to give up his journey, when the hardships seemed too great, but each time, he would remember those who love him and those whom he loves. Then he was strengthened to go on.

Second, he presented the feather of faith, for all through his great journey he had sought help of the Great Spirit and he knew he had been guided by him.

At last, he gave the chief the feather of wisdom, saying: "Oh, Great Chief, you have sent us on a journey of life, knowing that those things we experienced would help to shape and strengthen us, and that we would be ready to serve the tribe when you are no longer here to guide us. For you have much knowledge and the great wisdom to teach it to us. The virtues were not for you, but for us, that we might find happiness and peace. Now we are prepared."

(The last boy kneels on one knee and bows his head in respect as he hands his feathers to Akela. He then turns to the boy and asks him to escort his parents to the front. The chief then presents the parents with the boy's Arrow of Light. The parents present it to their son.)

## **Opening or Closing Ceremony:**

### **America's Answer**

America needs men with a concern for the common good... men who have the understanding and insight to help solve her problems and those of the changing world around us. She needs citizens of integrity who value their great heritage and who are determined to pass on to others an enduring faith in the ideals and methods of our free society.

How does a boy come to know and to appreciate his heritage as a citizen of this nation? How does his sense of responsibility and his concern for others unfold?

Begin with him when he is a Cub Scout as he promises with all the solemnity of an eight-year-old "...to do my best to do my duty to God and my country..." Watch the pride and loving care with which he handles the flag as he is taught to fold it. He may not fully understand all that stands for, but someday he will, with your help

Observe him later, as he stands tall, alert, and proud in his khaki uniform as the flag is lowered at Scout camp. He is living everyday experiences as a good citizen and is showing concern for the needs of others. He is growing and practicing the fundamentals of citizenship. All of this time he is under the friendly guidance and companionship of leaders who care about him.

Now he is grown tall in high school... an Explorer. He ponders the words of the Explorer Code. There is conviction in his voice as he says: " I will treasure my American Heritage and will do all I can to preserve and enrich it..."

And so this young American comes to manhood. He has grown through his Scouting experiences and through the influences of many men and women who have helped him. He has a job and a family and is making himself count in his



community. He is a citizen of a great nation. He understands his heritage and cheerfully accepts his future obligations to all men.

He has been a Scout. He is America's answer!!

## Songs

### Cub Scout Marching Song

(Tune: "This Old Man 'I)

This Cub Scout, number one,  
He sure likes to get things done.

Chorus

With a knick-knack paddy-wack

Give Cub Scouts a chore.

This they'll do and ask for more.

This Cub Scout, number two,

He will do odd jobs for you.

Chorus

(See [Cub Scout Songbook](#) for the rest of this song)

### Train Song

(Tune: "Yankee Doodle")'

I met an engine on a hill,  
All hot and broken hearted,  
And this is what he said to me,  
As up the hill he started.

Chorus

I think I can, I think I can,

At any rate, I'll try.

I think I can, I think I can,

At any rate, I'll try.

(See [Cub Scout Songbook](#) for the rest of this song)

## Games

### Space Stations:

Two chairs are placed facing each other about eight feet apart. The Space Stations are made with a blindfolded player sitting in each chair. The boys stand in single file - two teams. On a signal from the leader, one player from each team tries to go silently through the "strait". If either one of the blindfolded players hears anything, he points to the location of the sound. If he is right, he joins the team of the detected player and the detected player becomes the Space Station. The team getting the most players through the strait in a given time is the winner.

### Blast Off:

Cub Scouts sit in chairs scattered around the room. Each is given the name of a planet - Venus, Saturn, Mars, Jupiter, Earth, etc. One boy is picked to be Mission Control. He stands and says "Countdown"... walking around the room, he calls out the names of various planets. When a Cub Scout hears the name of his planet, he gets up and walks behind Mission Control. When most of the Cub Scouts are out of their seats, Mission Control shouts "Blast Off". At this, all Cub Scouts - those sitting and those following Mission Control - must find new seats. The last Cub Scout to find a seat is the new Mission Control.

## Crafts

Each group of boys is interested in different careers. Find what they want to learn more about, and make the thing that relates to what they're interested in. You could choose any of a number of things such as;


For boys interested in gardening or landscaping, make a terrarium



Do fingerprinting, for boys interested in police work  
Meteorology, make a rain gauge

**Small Greenhouse**

Learn to grown and care for plants by making a terrarium. It is a little garden sealed in a glass container. Rich soil and moisture inside the jar make the garden grow quickly. In planting your garden, use wild ferns, violets, moss, and small cuttings of ivy or any house plant that will grow in water.



**ADVANCEMENT POSSIBILITIES**

Wolf Elective 15: Grow Something  
Webelos Naturalist Activity Badge

**MATERIALS**

A clear, wide-mouth, 1-gallon glass jar and lid (ask at your neighborhood grocery, restaurant, or delicatessen for an empty pickle jar)

Sand or bird gravel

A piece of burned wood or some charcoal

About 2 C. of rich garden soil

Plywood, 12" x 8"

Strips of wood 1/2" thick and 1" wide 64

Thin brads or nails



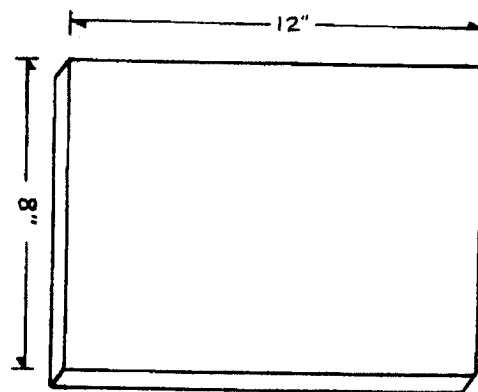
Hammer

Saw

Paint or stain, if desired

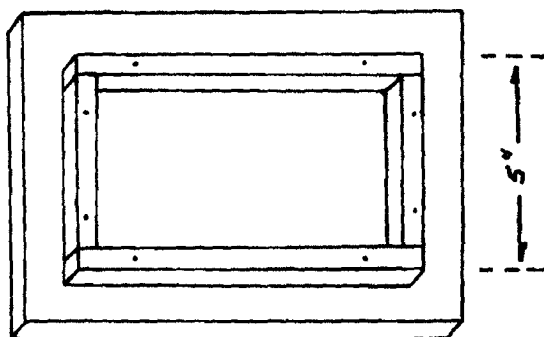
Sandpaper

Variety of small plants



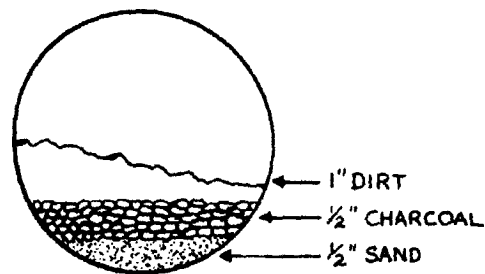
**BUILD THE BASE FOR THE GARDEN**

50. Five pieces of wood are used to make the base, as pictured. Sandpaper the inside edges of the frame to make the jar fit snugly within it.



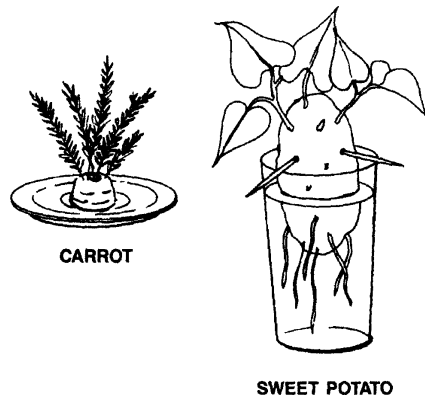
**PLANT YOUR GARDEN INSIDE THE JAR**

- 2 Place the jar, thoroughly clean, on its side on the wooden base.
3. Put a 1/2" layer of sand or bird gravel in the bottom of the jar as it lies on its side.
4. Crush a piece of charcoal or burned wood between newspapers and sprinkle a layer of charcoal over the sand.
5. Add a layer of rich dirt. The garden can be higher at the back side of the jar, but be sure the dirt is smoothed away from the mouth of the jar so that it will not spill out
6. Set your plants at least an inch deep in the soil
7. Spray the garden with water. Do not get the dirt too wet.
8. Seal the jar with the lid and set the tiny greenhouse in a spot where it will get some sunlight each day.
9. Watch the garden carefully for a day or two. If it appears to be too wet, take off the jar lid for a day or more until the garden dries some.
10. The garden will grow for 2 or 3 months without having to be opened.



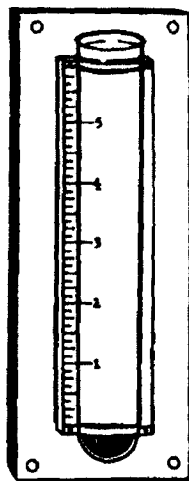
**Try Growing Other Things In Water**

Place the top inch of a carrot in a small bowl of water and watch it sprout. Try this also with sweet potato, pineapple top, or avocado seed. Wash the potato and avocado, stick toothpicks in at three places to hold them partly above the water.



**Rain Gauge**

Measure the rainfall where you live. Keep a record for one week or longer.

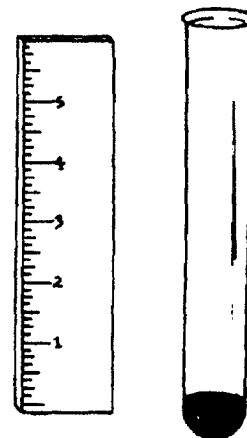


**MATERIALS**

- A test tube or glass cigar tube
- Block of wood about 8" long
- 6" ruler
- Bands of tin or wire
- Clay or sealing wax
- Drill with 1/4" bit
- Two small nails
- Four small screws
- Hammer

**PROCEDURE**

1. Drill small holes in each corner of the wooden block.
2. Fill the rounded bottom of the test tube with clay or sealing wax. This levels off the bottom and permits accurate measurement of water.
3. Nail ruler to center of the block.



4. With wire or tin bands, attach test tube against the ruler, so that clay or wax in bottom of the tube lies at the tip of the ruler on the lower end of the block.
5. Fasten the rain gauge to a fence or post, in an open area, away from buildings or trees. After each rain, read the gauge to see how much water fell, then empty the tube and set back into place.



## Audience Participation Story

### The Spark Watcher

Give the following characters and sounds to each Cub Scout or den; then read the story. As each character is mentioned, have proper sound made.

Characters:

Little Fire Engine (Ding, Ding);

Big Fire Engine (Clang, Clang);

Big Pumper (Pump, Pump);

Fire Chief (Siren Sound);

The Fire (Crackle, Crackle);

Toys (Ha, Ha, Ho, Ho)

Once there was a little red Fire Engine who lived in a Toy shop. "I'd like to go to a real fire just once," said the Little Red Fire Engine to the other Toys. "I could watch the Fire Chief, the Big Fire Engines, and the Pumpers shoot streams of water all over, and maybe they would let me help put out the Fire.

"Pooh," said the Toys "You're only a Little Toy Fire Engine, you wouldn't be any help at a Big Fire." All the Toys laughed at him. "You've never even seen a fire" said the Toys." "How would you know what to do? You'd only be in the way."

The Little Fire Engine rumbled off to a corner by himself. He thought that he might be in the way, but he might be good at fighting Fires. "I'll never know until I try. I'll have to go to a Fire and see." So the Little Fire Engine decided to go to a Fire.

That very afternoon he heard the fire siren blow. Out the open Toy Shop door he dashed and stood at the curb panting. The Big Red Fire Engine, the Pumper, and the Fire Chief went tearing by. "Wow!" said the Little Fire Engine. "I didn't know real Fire Engines were so big!" But he hurried down the street anyway. He did his best to keep up, but the Big Fire Engine got to the fire first. When the Little Fire Engine got there, the Big Fire Engines were already at work. The long hoses were twisting and winding all around. The Little Engine could hardly get through. He puffed and panted over one hose and then another. At last he was close to the Fire and he looked around for a job to do.

"I'll shoot water," thought the Little Fire Engine," but his hose was too short. In spite of all he did, the Fire burned brighter. "I wish someone would tell me what to do," the Little Fire Engine said. The Pumper was busy shooting water and the Big Fire Engine was running up ladders for the firemen, while the Fire Chiefs car ran around giving orders. They had plenty to do and they didn't even notice the Little Fire Engine was there. They pushed him to one side, out of the way. He had to be very careful that he wasn't run over.

"I guess I don't belong here," the Little Fire Engine thought sadly. "I'm too little for such a big fire !" "I better go back with the rest of the Toys." But just as he started home, he saw a spark fly from the burning building. It landed right beside him, and started to burn. "Here," said the Little Fire Engine, "this will never do." He turned his hose on the little Fire. His hose was just the right size. In an instant the Fire was out. He had an idea. He'd be a spark watcher. So he raced around looking for flying sparks. Whenever the Little Fire Engine saw one, he hurried to put it out. He got all hot and smoky, just like the Big Fire Engine

He was so successful that the Fire Chiefs car, the Pumper, and the Big Fire Engine called to him. "Why don't you stay with us in the fire house, Little Fire Engine!" "We could use you." He was delighted. And so Little Fire Engine lived always with the Big Fire Engines and became the best Spark Watcher in Town!

## Activities

### Pantomime

[A leader is the narrator in this activity, which demonstrates how pantomime is done with the boys (at first) doing the actions and then the audience is requested to join in demonstrating other actions done with this kind of acting.]



NARRATOR: Pantomime is the expression of a thought, emotion or action without words. In advanced forms, words may be supplied by a narrator, chorus, or other means, but the actors never speak. The boys will demonstrate some of the ways pantomime is done. We will ask the audience to join in other ways to pantomime things.

NARRATOR: (reads the first actions to demonstrate - boys responding in their individual ways - not exactly the same, nor orchestrated. The italicized words are the ones the narrator should read to help the success of this presentation.)

**This Is How I Feel**

BOYS: (Everyone sits quietly and thinks about how he'd feel - each boy then gets up and shows how he'd walk)--

- if he had to go into a room where a baby was sleeping.
- if he'd done something he was ashamed of doing.
- if he were on skis.
- if he had a nail in his shoe. if it's very hot.
- if it's very cold.
- Or how he 'feels
- if he's scared.
- if he's pleased.

NARRATOR: (continues reading things the boys illustrate with actions)

THIS IS WHAT I DO:

Vocations: baker, policeman, lawyer, dentist, plumber, barber, actor, ballplayer, boxer, swimmer, singer, dancer.

**The Five Senses**

NARRATOR: Now will the audience help the boys in showing how they would give action to the following:

Hearing

- a sudden thunder storm
- afar-away bell
- whisper
- dance music

Tasting food to see

- if it's-- -properly seasoned
- hot soup
- bitter medicine
- creamy smooth

Seeing

- an old friend's approach
- an auto crash
- a house on fire
- a Christmas tree

Feeling

- fresh paint
- sandpaper
- waves on the beach
- warmth from the stove

Smelling

- a burning dinner
- a skunk
- smoke from unknown source
- a Thanksgiving aroma

HOW WOULD YOU LOOK ?

- if you saw a ferocious lion?
- if someone gave you a beautiful ring?
- if you lost that?
- if your report card were all A's?
- if someone pinched you?
- if you found it?





-if you smelled something bad?  
-if you saw someone kick a dog?

-if you slipped on ice?

NARRATOR: Thank you so much for helping us to learn about what a mime needs to learn to do to be a good actor in his/her field. (Boys bow and run off the stage.)

### Run- on's:

A cannibal is complaining to his witch doctor,

"Doctor, I've got a terrible stomach ache!"

"What have you been eating lately?"

"Last night, I had a man for dinner."

"What kind of a man did you have?"

"Well, you know, he was little, fat, bald, and wore a robe with a rope around it."

"How did you cook him?"

"I boiled him."

"That is the problem He was a friar!"

First person: "What's the matter, Chuck?"

Second person: "I'm a lonesome cowboy."

First person: "Why are you so lonesome?"

Second person: "All the other guys are playing spaceman."

First person: "What do you call the boss of a dairy?"

Second person: "I don't know."

First person: "The big cheese."

## Cubs In The Kitchen

### Fruity Brownie Pizza

1 box brownie mix

1 container strawberry cream cheese

1/3 cup powdered sugar

fresh fruit in season (kiwi, berries, bananas, etc.)

chopped nuts (optional)

chocolate sauce (optional)

Prepare brownie mix as on box. Spread on lightly greased pizza pan. Bake 350 degrees, 7-10 minutes until done in center. Let cool. In small bowl, mix strawberry flavored cream cheese with enough powdered sugar to make it creamy. Spread over cooled brownie. Top with sliced fruits. Sprinkle nuts and drizzle chocolate sauce over, if desired. Cover with plastic wrap and cool in refrigerator 2 hours. Store left overs in fridge. Best if eaten in 2-3 days. Can also be made with sugar cookie dough.

### Easy Cookies

1 cup sugar

1 cup white corn syrup

1 1/2 cups peanut butter

4 cups corn flakes

Combine the sugar and corn syrup. This just needs to come to a boil so that the sugar dissolves. You can do this in a saucepan on top of the stove or you can use the microwave. A 2-qt. container in the microwave needs 4 minutes on high or a 1 qt. container needs 5 minutes on high. Add the peanut butter and stir until it is smooth. Stir in the corn



flakes. Line a jelly roll pan with waxed paper. Drop the cookie mixture by teaspoon, while still warm. You may need to re-shape them a bit after you are finished dropping the mixture. Makes delicious cookies when you need them in a hurry.

### **Marshmallow Peanut Butter Squares**

1 cup milk chocolate chips

1 cup butterscotch chips

1/2 cup margarine

1 cup peanut butter (smooth)

2 cups Rice Krispies

2 cups mini-marshmallows (colored or white)

garnish with colored sprinkles (optional)

Melt both milk chocolate and butterscotch chips, margarine and peanut butter on low-medium heat until smooth. Once smooth, add Rice Krispies and mini marshmallows.

Blend everything together in bowl. Put into an 8 x 8 square pan. Garnish with colored 'sprinkles and refrigerate until firm.

### **Banana Orange Sunrise**

3 cups orange juice

1/4 cup honey

2 medium bananas, sliced

Ice cubes

### **Cranberry juice cocktail**

Place orange juice, honey and bananas in blender. Add ice cubes until mixture measures 6 cups. Cover and blend on low speed 30 seconds or until smooth. Divide juice mixture between 8 glasses; pour cranberry juice on top. The cranberry juice slowly sinks down into the slushy orange juice mixture to resemble a beautiful sunrise.

### **Applauses**

Fireman Yell: Water, water, water. More, more, more.

Fisherman Applause: "The fish I missed was this long, no this long, well, maybe this long."

### **Field Trips**

NASA/Ames Research Center

Two hour tours are done, two times a week. Call for information.

(415)604-6497

Nob Hill Markets

Any store can be toured, making arrangements ahead of time.

Take your boys to a police station or fire station or any place that your boys have an interest in. There are many people who would be willing to talk to boys about their jobs. Have some of them come to talk with them.





