

Ceremonies


John Reynolds

CEREMONIES

CUB SCOUT LEADERS POW WOW 1998

I. WELCOME

- **AT THE RIGHT SESSION?**
- **HOUSEKEEPING**
 - Active participation
 - Ask questions, challenge ideas
 - Remain open minded
 - Stay focused on topic
 - Be prompt (First session)
 - Evaluation forms
- **Introductions**
 - Name, Pack/District/Council, Position, Objective



II. OBJECTIVES

- What/Why is it you came here to learn about ceremonies?
 - Importance of ceremonies in Cub Scout Program.
 - Know what resources are available to you.
 - Ceremonies as means of improving Den/Pack Program
 - Canned Vs. Preparing Own.

III. CEREMONIES

- Why are they important?
- Why do you think ceremonies play a key role in the Cub Scout Program?
- What are some of the reasons we have ceremonies in Pack and Den Meetings?

III. CEREMONIES

- Creates atmosphere
- Set tone of the meeting
- Support monthly theme
- Promotes advancement to other boys
- Creates incentive for others to achieve same.

III. CEREMONIES

- Recognizes achievement for boys, adults.
 - Positive reinforcement promotes the same type of behavior.
 - Gives the boys a pat on the back for doing well.
- Recognizes contributions of others to Scouting

III. CEREMONIES

- Promotes and Reinforces Program ideals.
 - Citizenship - Flag ceremonies, Opening and Closing.
 - Develops character and leadership skills.
 - Cub Scout Promise and Law of the Pack.
 - Prepares boys to become Boy Scouts.
 - Promotes active parent participation in your meetings.

IV. WHAT ?

- What are ceremonies?
- What do you think ceremonies are?
 - By definition a ceremony is: a formal act prescribed by law, ritual, convention or tradition. A set of prescribed procedures.
 - Our definition is that ceremonies are traditional events giving recognition and paying respect to an individual and their accomplishments.

V. TYPES

- How many ceremonies do you think exist in the Cub Scout program?
- What are they?
 - Opening and Closing Ceremonies.
 - Welcoming Ceremonies - New boys, new families.
 - Birthdays
 - Flag Ceremonies



V. TYPES

- Advancement Ceremonies
- Graduation Ceremonies
- Special Recognition Ceremonies
- Leader Induction

VI. THE BIG FOUR

- What are the 4 most important ceremonies in the Scouting program?
- To you?
- To the boys
 - Tiger Cub Graduation - Make the boy feel proud of having been a Tiger Cub and what he is becoming... a Cub Scout. Keep the parents involved
 - Bobcat - First Cub Scout ceremony, make good impression on boys and parents.

VI. THE BIG FOUR



- Arrow of Light - Cub Scout's highest rank. Ceremony should reflect on the amount of effort boys put into achieving this rank.
- Graduation into Boy Scouts - Make it impressive. Make the ceremony provide additional incentive for boys to go into the Boy Scout program.

VII. PEOPLE

- People as ceremony participants.
 - Parents/Guardians - Present badges to parents/guardians. Have parents/guardians present to boys.
 - Other cub scouts.
 - Scouts that are receiving awards - have them describe some of the things that they had to accomplish in order to earn the award of badge being presented to them.
 - Denners - Builds their esteem and gives more significance to their position in the Den/Pack program.




VII. PEOPLE



- Den Chiefs - Builds their esteem and leadership skills. Makes them feel more committed to the Pack program. Excellent resource for Graduation to Boy Scout ceremony.

VIII. PROPS



– Keep them simple and inexpensive.

- Design for easy storage and transportation.
- Easy to assemble and disassemble.
- Adequate size to be seen/recognized by audience.
- Should not detract from the ceremony - don't make it too big, don't make it gaudy or too bright (general rule: keep to Scouting colors and colors of the flag).
- Keep it light - someone has to carry it and that's usually you or a boy.

VIII. PROPS

– Adaptability

- Ability to use for several ceremonies.
- Modify ceremony to the props you have.
- When possible make interchangeable sub-assemblies.

– Building Materials

- Scrap Lumber; 1x4, 1x6, 1x8, 2x4, 2x6, 2x8, etc.....
- Masonite - smooth on both sides, takes good finish.
- Plywood - 1/4", not as smooth as masonite, but stronger.
- Logs - excellent for natural look.

VIII. PROPS

- Candles.
 - Add interest to ceremony - darkness gets attention.
 - Impressive - candlelight has dignity.
 - One size fits all. 3/4" good size - maintains adaptability of props.
 - Different heights for effect.
 - Dripleless candles?
 - Pros
 - Reduce chance of being burned by hot wax.
 - Less wax on props

VIII. PROPS


- Dripleless candles?
 - Cons
 - Cost more.
 - Burn faster, must be replaced sooner.
- Pre-light wick - will light faster during ceremony
- Colors
 - Red: The blood of brave men & women who have fought and who are ready to fight for our country.
 - White: "Spirit of Scouting", Purity, cleanliness of purpose, thought, word and deed. Usually taller or larger diameter.
 - Blue: Truth, Justice, Spiritually, Loyalty and the sky above.

VIII. PROPS

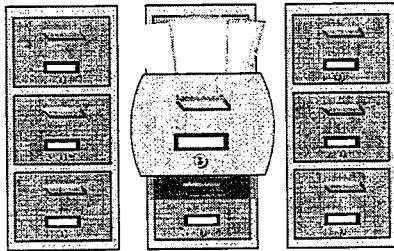
- Colors
 - Gold or Yellow: Warm sunlight, good cheer and happiness.
 - Green: Boy Scouts, environment.
- Flashlights.
 - Many facilities no longer permit fire/candles in buildings.
- Light Sticks (chemical lights).
 - Come in red, yellow and green, use the big size to be seen from far away.
- Costumes.
 - old hats, clothes, shoes, blankets etc. Let your imagination and that of the boys run wild.

IX. RESOURCES

- What resources are available to you for planning and staging Den and Pack Ceremonies?
 - Staging Den and Pack Ceremonies book - Excellent source of ideas. Modify ceremonies to fit your specific requirements.
 - Cub Scout Leader Handbook.
 - Den Chief Handbook
 - Annual Program Helps
 - Boys Life magazine
 - Scouting magazine



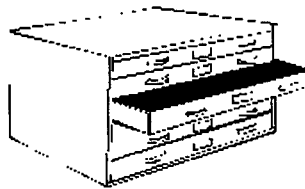
IX. RESOURCES



- What resources are available to you for planning and staging Den and Pack Ceremonies?
 - Pow Wow Books.
 - American Flag - make sure boys know how to handle the flag with the respect and honor it rightfully deserves.
 - Know your Flag booklet.
 - Other Cub Scouters. *****
 - Write your own ceremonies - then share them with others at roundtable.


IX. RESOURCES

- What resources are available to you for planning and staging Den and Pack Ceremonies?
 - Card File - build it up as you go along. 3x5 cards with key ring.



X. KISMIF

- **Keep It Simple Make It Fun**
 - Ceremonies should be easy to do for you, for the boys, for the parents, for the audience. If it's not - it won't be fun, for anyone.
 - Too many people cause confusion.
 - Too much movement causes confusion.
 - Keep in mind space limitations.



XI. SUMMARY

- Ceremonies are a part of your responsibility to insure and promote:
 - Atmosphere to help keep the Den/Pack Program interesting.
 - Encourage advancement.
 - Recognize the achievements of boys, leaders and parents.
 - Promote parent participation.
 - Reinforce program ideals.
 - Add fun to meetings.

XII. HANDS ON



- **Sample Ceremonies**
 - Wolf Badge Pack Meeting Ceremony (Indoors).
 - Casual Wolf Badge Ceremony (Outdoors).
 - Formal Wolf Badge Ceremony (Blue & Gold).
 - Monthly Theme Wolf Badge Ceremony.